

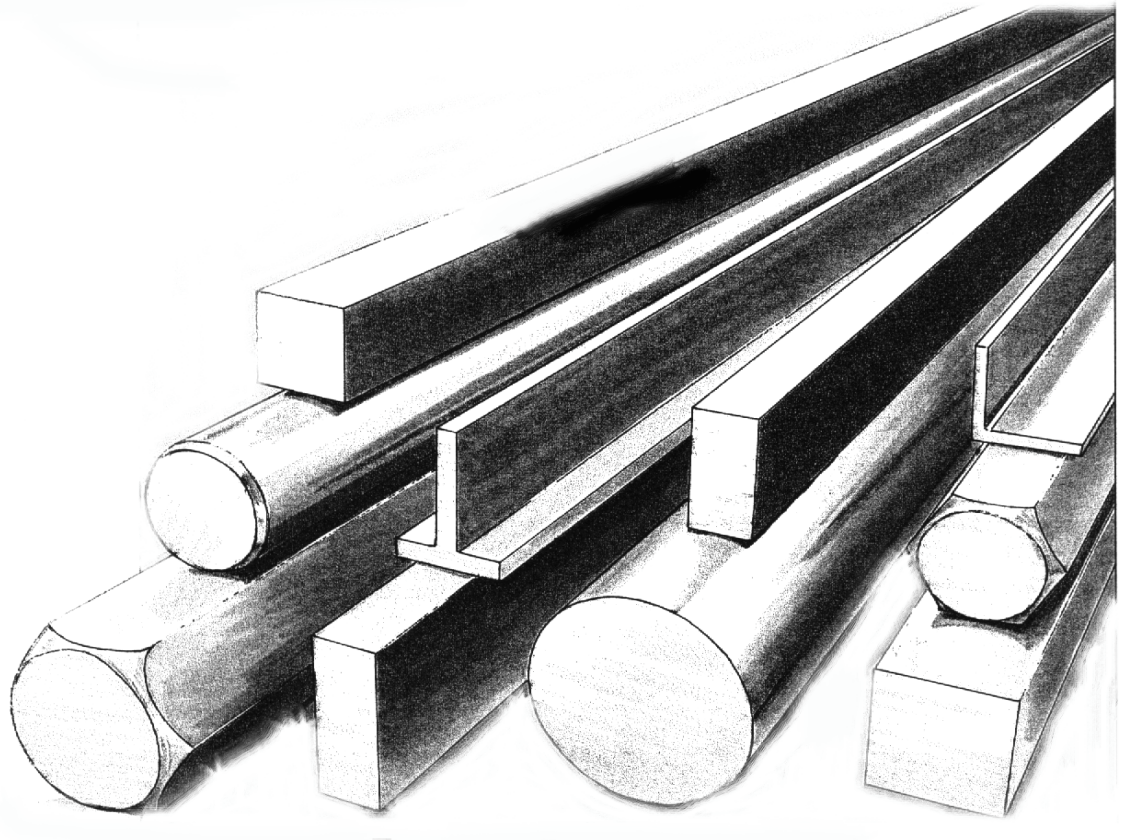


**REICHWALD + Co**

# Lieferprogramm

**für**

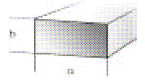
# Blankstahl



**REICHWALD GmbH + Co KG**  
**Stahlhandel - Massbleche**

Untere Industriestraße 35 · 57250 Netphen-Dreis-Tiefenbach  
Telefon: (02 71) 7098-0 · Telefax: (02 71) 7098-170  
e-mail: stahlinfo@reichwald.de · www.reichwald.de

# Flachstahl

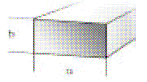


EN 10277, HL ca. 3 - 4 m bzw. 6 - 7 m

Werkstoff: S235JRG2C (St 37 K)

Abmessung a x b in mm	Abmessung a x b in mm	Abmessung a x b in mm	Abmessung a x b in mm	Abmessung a x b in mm
6 x 2	20 x 4	40 x 2	60 x 3	60 x 3
6 x 4	20 x 5	40 x 3	60 x 4	60 x 4
8 x 2	20 x 6	40 x 4	60 x 5	60 x 5
8 x 3	20 x 8	40 x 5	60 x 6	60 x 6
8 x 4	20 x 10	40 x 6	60 x 8	60 x 8
8 x 5	20 x 12	40 x 8	60 x 10	60 x 10
8 x 6	20 x 15	40 x 10	60 x 12	60 x 12
10 x 2	20 x 16	40 x 12	60 x 15	60 x 15
10 x 3	20 x 18	40 x 15	60 x 16	60 x 16
10 x 4	22 x 4	40 x 16	60 x 20	60 x 20
10 x 5	22 x 5	40 x 20	60 x 25	60 x 25
10 x 6	22 x 6	40 x 25	60 x 30	60 x 30
10 x 8	22 x 8	40 x 30	60 x 35	60 x 35
12 x 2	22 x 10	40 x 35	60 x 40	60 x 40
12 x 3	22 x 12	45 x 3	60 x 50	60 x 50
12 x 3	22 x 15	45 x 4	65 x 6	65 x 6
12 x 4	25 x 2	45 x 5	65 x 8	65 x 8
12 x 5	25 x 3	45 x 6	65 x 10	65 x 10
12 x 6	25 x 4	45 x 8	65 x 12	65 x 12
12 x 8	25 x 5	45 x 10	65 x 15	65 x 15
12 x 10	25 x 6	45 x 12	65 x 16	65 x 16
14 x 2	25 x 8	45 x 15	65 x 20	65 x 20
14 x 3	25 x 10	45 x 16	65 x 25	65 x 25
14 x 4	25 x 12	45 x 20	65 x 30	65 x 30
14 x 5	25 x 15	45 x 25	70 x 3	70 x 3
14 x 6	25 x 16	45 x 30	70 x 4	70 x 4
14 x 8	25 x 20	45 x 35	70 x 5	70 x 5
14 x 10	30 x 2	50 x 2	70 x 6	70 x 6
15 x 2	30 x 3	50 x 3	70 x 8	70 x 8
15 x 3	30 x 4	50 x 4	70 x 10	70 x 10
15 x 4	30 x 5	50 x 5	70 x 12	70 x 12
15 x 5	30 x 6	50 x 6	70 x 15	70 x 15
15 x 6	30 x 8	50 x 8	70 x 16	70 x 16
15 x 8	30 x 10	50 x 10	70 x 20	70 x 20
15 x 10	30 x 12	50 x 12	70 x 25	70 x 25
15 x 12	30 x 15	50 x 15	70 x 30	70 x 30
16 x 2	30 x 16	50 x 16	70 x 40	70 x 40
16 x 3	30 x 18	50 x 20	70 x 50	70 x 50
16 x 4	30 x 20	50 x 25	75 x 5	75 x 5
16 x 5	30 x 25	50 x 30	75 x 8	75 x 8
16 x 6	35 x 2	50 x 35	75 x 10	75 x 10
16 x 8	35 x 3	50 x 40	75 x 12	75 x 12
16 x 10	35 x 4	55 x 5	75 x 15	75 x 15
16 x 12	35 x 5	55 x 6	75 x 20	75 x 20
18 x 3	35 x 6	55 x 8	75 x 25	75 x 25
18 x 4	35 x 8	55 x 10	80 x 3	80 x 3
18 x 5	35 x 10	55 x 12	80 x 4	80 x 4
18 x 6	35 x 12	55 x 15	80 x 5	80 x 5
18 x 8	35 x 15	55 x 20	80 x 6	80 x 6
18 x 10	35 x 16	55 x 25	80 x 8	80 x 8
18 x 12	35 x 20	55 x 30	80 x 10	80 x 10
20 x 2	35 x 25		80 x 12	80 x 12
20 x 3	35 x 30		80 x 15	80 x 15

# Flachstahl



EN 10277, HL ca. 3 - 4 m bzw. 6 - 7 m

Werkstoff: S235JRG2C (St 37 K)

Abmessung a x b in mm	Abmessung a x b in mm	Abmessung a x b in mm	Abmessung a x b in mm	Abmessung a x b in mm
80 x 16	120 x 30	180 x 6	300 x 10	400 x 10
80 x 20	120 x 40	180 x 8	300 x 12	400 x 12
80 x 25	120 x 50	180 x 10	300 x 15	400 x 15
80 x 30	120 x 60	180 x 12	300 x 20	400 x 20
80 x 35	125 x 8	180 x 15	300 x 25	400 x 25
80 x 40	125 x 10	180 x 20	300 x 30	400 x 30
80 x 50	125 x 12	180 x 25	300 x 40	400 x 40
80 x 60	125 x 15	180 x 30	300 x 50	400 x 50
90 x 5	125 x 20	180 x 40	350 x 10	500 x 10
90 x 6	125 x 25	200 x 6	350 x 12	500 x 15
90 x 8	125 x 30	200 x 8	350 x 15	500 x 20
90 x 10	130 x 6	200 x 10	350 x 20	500 x 30
90 x 12	130 x 8	200 x 12	350 x 25	
90 x 15	130 x 10	200 x 15	350 x 30	
90 x 16	130 x 12	200 x 20	350 x 40	
90 x 20	130 x 15	200 x 25	350 x 50	
90 x 25	130 x 20	200 x 30		
90 x 30	130 x 25	200 x 40		
90 x 40	130 x 30	200 x 50		
90 x 50	130 x 40	200 x 60		
90 x 60	140 x 6	220 x 10		
100 x 4	140 x 8	220 x 12		
100 x 5	140 x 10	220 x 15		
100 x 6	140 x 12	220 x 20		
100 x 8	140 x 15	250 x 10		
100 x 10	140 x 20	250 x 12		
100 x 12	140 x 25	250 x 15		
100 x 15	140 x 30	250 x 20		
100 x 16	140 x 40	250 x 25		
100 x 20	150 x 5	250 x 30		
100 x 25	150 x 6	250 x 40		
100 x 30	150 x 8	250 x 50		
100 x 40	150 x 10			
100 x 50	150 x 12			
100 x 60	150 x 15			
110 x 5	150 x 20			
110 x 6	150 x 25			
110 x 8	150 x 30			
110 x 10	150 x 40			
110 x 12	150 x 50			
110 x 15	150 x 60			
110 x 20	160 x 5			
110 x 25	160 x 6			
110 x 30	160 x 8			
120 x 5	160 x 10			
120 x 6	160 x 12			
120 x 8	160 x 15			
120 x 10	160 x 20			
120 x 12	160 x 25			
120 x 15	160 x 30			
120 x 16	160 x 40			
120 x 20	160 x 50			
120 x 25				

# Rundstahl

EN 10277, HL ca. 3 - 4 m bzw. 6 - 7 m



S235JRG2C (St 37K)	S235JRG2C (St 37K)	C15+C (C15K) C35+C (C35K)	C45+C (C45K) S355J2C+C (St 52-3K)
Abmessung d in mm	Abmessung d in mm	Abmessung d in mm	Abmessung d in mm
3	100	5	5
4	105	6	6
5	110	7	7
6	115	8	8
7	120	9	9
8	125	10	10
9	130	11	11
10	140	12	12
11	150	13	13
12	160	14	14
13		15	15
14		16	16
15		17	17
16		18	18
17		19	19
18		20	20
19		21	21
20		22	22
21		23	23
22		24	24
23		25	25
24		26	26
25		27	27
26		28	28
27		30	30
28		32	32
29		34	34
30		35	35
32		36	36
34		38	38
35		40	40
36		42	42
38		45	45
40		48	48
42		50	50
45		55	55
46		56	56
48		60	60
50		65	65
52		70	70
55		75	75
60		80	80
65		85	85
70		90	90
75		95	95
80		100	100
85		105	105
90		115	115
95		130	130
		140	140
		150	150
		160	160

# Rundstahl



EN 10277, HL ca. 3 - 4 m bzw. 6 - 7 m

11SMn30 (9SMn28K)	11SMn30 (9SMn28K)	11SMnPb30 (9SMnPb28K)	42CrMo4QT (42CrMo4VK)	16MnCr5+C (16MnCr5)
Abmessung d in mm	Abmessung d in mm	Abmessung d in mm	Abmessung d in mm	Abmessung d in mm
4	50	3	10	14
5	52	4	12	19
6	53	5	14	20
7	54	6	15	22
8	55	7	16	25
9	56	7,5	18	28
10	58	8	20	30
11	60	8,5	22	32
12	62	9	25	34
13	63	10	28	35
14	65	11	30	36
15	68	12	32	38
16	70	12,5	35	40
17	72	13	36	42
18	75	14	40	45
19	80	14,5	45	48
20	85	15	50	50
21	90	16	55	55
22	95	17	60	60
23	100	18	65	63
24	105	19		65
25	110	20		70
26	115	21		80
27	120	22		
28	125	23		
29	130	24		
30	140	25		
31	150	26		
32	160	27		
33		28		
34		29		
35		30		
36		31		
38		32		
40		33		
42		34		
44		35		
45		36		
46		37		
48		38		
		39		
		40		
		42		
		44		

# Sechskantstahl



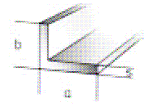
EN 10277, HL ca. 3 - 4 m

<b>S235JRG2C</b> (St 37K)	<b>C35+C</b> (C35K)	<b>C45+C</b> (C45K)	<b>11SMn30</b> (9SMn28K)	<b>11SMnPb30</b> (9SMnPb28K)
Abmessung sw in mm	Abmessung sw in mm	Abmessung sw in mm	Abmessung sw in mm	Abmessung sw in mm
12	10	10	7	6
13	13	11	8	7
14	14	13	9	8
17	17	14	10	9
19	19	17	11	10
22	22	19	12	11
24	24	22	13	12
27	27	24	14	13
30	30	27	17	14
32	32	30	19	15
36	36	32	22	17
41	41	36	24	19
46	46	41	27	21
50	50	46	30	22
55	55	50	32	24
60	60	55	36	27
65	65	60	41	30
70	70	65	46	32
	75	70	50	36
	80	75	55	41
	90	80	60	46
		85	65	50
		90	70	55
		100	75	60
			80	65
			85	70
				80



## Winkelstahl

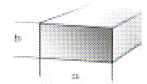
DIN 59370 (EN10277), HL ca. 3 - 4 m



S235JRG2C (St 37K)	S235JRG2C (St 37K)
Abmessung a x b x s in mm	Abmessung a x b x s in mm
15 x 15 x 3	30 x 15 x 3
20 x 20 x 2	30 x 20 x 3
20 x 20 x 3	40 x 20 x 3
20 x 20 x 4	40 x 20 x 4
20 x 20 x 5	40 x 20 x 5
25 x 25 x 3	45 x 30 x 5
25 x 25 x 4	60 x 30 x 5
25 x 25 x 5	60 x 40 x 5
30 x 30 x 3	80 x 40 x 6
30 x 30 x 4	100 x 50 x 10
30 x 30 x 5	
35 x 35 x 3	
35 x 35 x 5	
40 x 40 x 4	
40 x 40 x 5	
40 x 40 x 6	
50 x 50 x 5	
50 x 50 x 6	
60 x 60 x 6	
80 x 80 x 10	
100 x 100 x 10	

## Keilstahl

DIN 6880 (EN10278), HL ca. 3 - 4 m



C 45 K (C45+C)	C 45 K (C45+C)
Abmessung a x b in mm	Abmessung a x b in mm
8 x 7	4
10 x 6	5
10 x 8	6
12 x 8	8
12 x 10	10
14 x 9	12
16 x 10	14
18 x 11	16
20 x 12	18
22 x 14	20
25 x 14	22
28 x 16	
32 x 18	
36 x 20	
40 x 22	
45 x 25	
50 x 28	
56 x 32	
63 x 32	
70 x 36	
80 x 40	
90 x 45	
100 x 50	